

**MONITEX**  
FOMED

# Algimax-II GX300

**New**

## Alginate Mixer



- **Very EFFICIENT** - smooth & homogenous mix in 8 seconds.
- **Air bubbles FREE** - resulting in a more accurate impression and cast.
- **UNIFORM consistency** - increasing tear resistance and elasticity (comparable to silicones).
- **More ECONOMIC** - less wasted alginate, time gain.

## *Easy Step-By-Step Process > Measure and Mix ! Less labor, Less waste.*

### **Step 1 >>>**

Measure out the appropriate amount of alginate powder and add the scooped alginate powder to the mixing cup.



### **Step 2 >>>**

Using the water dosing bottle, measure the appropriate amount of cold water at room temperature. Add the water to the mixing cup with the powder.



### **Step 3 >>>**

Moisten firstly by using the stirrer stick, stir the alginate powder and water together for 2 seconds.



### **Step 4 >>>**

Put the cap on the mixing cup and close tightly. Make sure the small hole in the cap is not blocked.



### **Step 5 >>>**

Place mixing cup into the Algimax-II Alginate Auto Mixer and close the machine cover.



### **Step 6 >>>**

Select appropriate timer setting from the control panel, or adjust mixing time by **+** or **-**. Press the button START / STOP for machine operation.



### **Step 7 >>>**

Once the machine stops, open the cover and take out the mixing cup. Remove the lid and transfer the alginate to the impression tray using the spatula. After the alginate has set, extra material in the cup can be removed easily.



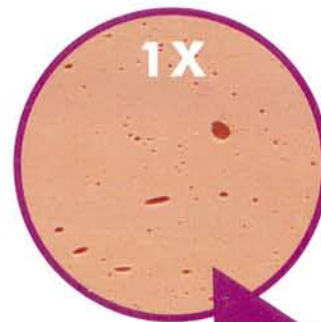


### **Step 8 >>>**

Take impression.

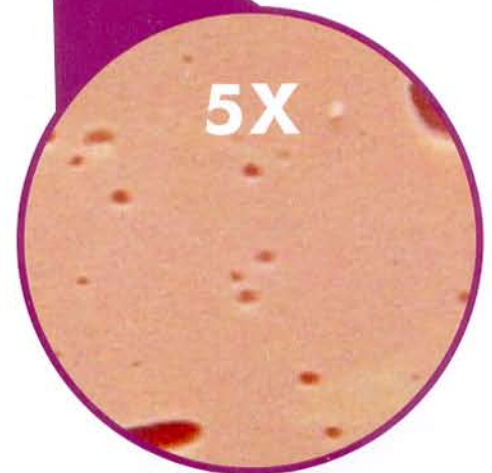


**ALGIMAX-II GX-300, a stylish, compact device with high tech microprocessor and pre-programmed operation.**

### Control Panel



*The perfect accurate impression of alginate you had never gained before.*



▶ Mixing by Algimax II auto mixer (bubble-free)

▶ Mixing by hand



**ALGIMAX-II**, your best solution for accurate alginate impression at the lowest possible cost.

**ALGIMAX-II** can be used with all alginate impression materials.



### ALGIMAX-II Alginate Auto Mixer

**Model Number:** GX-300

includes the following:

- (1) Spatula for mixing
- (1) Stirrer Stick
- (1) Small Magnetic Basket
- (4) Mixing Cups
- (1) Water Dosing Bottle



### Measurement for Mixing Time

- 1 scoop for 6~9 seconds
- 2 scoops for 7~10 seconds
- 3 scoops or more for 8~11seconds

### Technical Data

- Voltage : AC110V  $\pm$  15V 50/60Hz ;  
AC220V  $\pm$  20V 50/60Hz
- Consumed Power : Max 230W
- Timer : 1 ~ 16 seconds, adjustable
- Programs : 3 Memories  
(factory preset : 8, 10 & 12 seconds)
- Revolution : 3,400 rpm (60 Hz)  
2,900 rpm (50Hz)
- Dimensions : 205 (W) x 250 (D) x 285 (H) mm
- Net Weight : 16kgs (35.2 lbs)
- Main Control : Microprocessor



**MONITEX** INDUSTRIAL CO., LTD

6F, 70 GUANG-FU ROAD SEC. 1, SAN-CHONG CITY, TAIPEI, TAIWAN  
TEL : 886-2-29993869 FAX: 886-2-29993647 E-mail : fomedtai@ms21.hinet.net

<http://www.monitex.com.tw>

**BSI** ISO 13485